

Mesh Water Guide construction method

[Outline]

It is a construction method which leads the crack accompanied by leakage of water, etc. to a drain without blockading a water way in a line along a leakage-of-water part. There is comparatively much leakage, and especially when there is mainly no margin in an internal void cross section, It is effective at the case where leakage of water has occurred in the line along construction joint or cracks.



[The background of development]

The conventional watering construction method was difficult to conduct water to the crack of complicated shape.

[Feature]

Since a product is a hose-like, watering of complicated shape is possible for it.

By selection of the diameter of a hose, It can perform watering which suited amount of water.

Since water is conducted without carrying out a cut-off, there is little influence on a sound part.

Since it is the structure which makes a ditch on the structure building frame surface, It is effective in especially the tunnel etc. that do not have a margin in an internal void cross section.



Mesh hose #20

Mesh hose #10

[Scope]

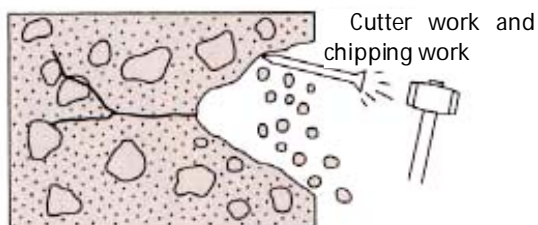
- The crack of a concrete structure, watering of the leakage of water from a joint part
- Watering of many water-and-sewage facilities, such as a retaining wall and RC-PC
- Tunnel, and leak-prevention, such as a dam, watering

[Difference with other construction method]

Surface watering construction method is a watering construction method for which leakage of water is used by the shape of a surface when there is comparatively little the quantity.

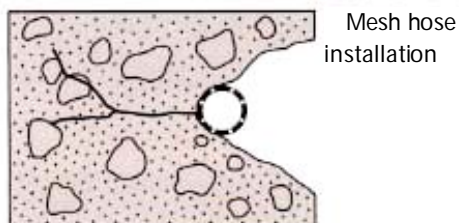
It can classify into the construction method using a waterproofing board, and the construction method using a trail tarp.

[Construction procedure]



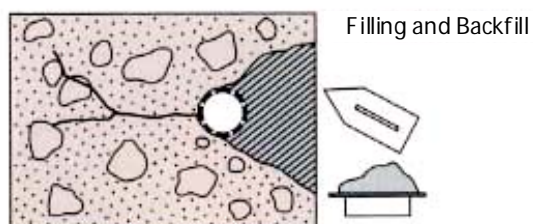
Cutter work and chipping work

- Chip out into the ditch by chipping tool on the portion into which it put the cutter.
- Washing in ditch using high-pressure washing machine.



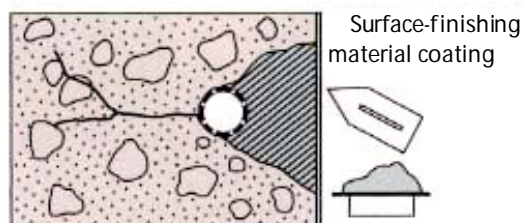
Mesh hose installation

- It set mesh hose to ditch.
- It carry out temporary stop in plasma cut-off or James B-007 grade.



Filling and Backfill

- It use combination plasma cut-off and they are Filling and backfill about ditch.
- It finish the surface by trowel.



Surface-finishing material coating

【 Reference 】

Inc. HORK Osaka head office

9-55, Kikugaoka-cho, Hirakata-shi, Osaka 573-0091, Japan

Phone : 81-72-861-5555 Fax : 81-72-861-5522

E-mail : osaka@hork.co.jp

Tokyo branch

Mitsubishi Electric Setagaya building 1F, 3-10-3, Ikejiri, Setagaya-ku, Tokyo 154-0001, Japan

Phone : 81-3-5433-0550 Fax : 81-3-5433-0551

E-mail : tokyo@hork.co.jp